



נוהל התקנת אוטוקאד

ראשית יש לגלוש לכתובת:

<https://www.autodesk.com/education/free-software/autocad>

יש לבחור ביצירת חשבון חדש

A AUTOCAD

A **AutoCAD**
Design and shape the world around you with AutoCAD software. Create precise 2D drawings and 3D models, work with designs across platforms and on any device, and enjoy greater flexibility with the new AutoCAD web and mobile apps.

System Requirements
Note: AutoCAD for Mac and Mac OS x 10.13 (High Sierra) compatibility is also available.
[Get AutoCAD for Mac](#)

I have an account
SIGN IN >

I need an account
CREATE ACCOUNT >

Not a student or educator? [Get the free trial](#)

Sign in or create an account above to get started

Choose your version ▾

יש להכניס את הפרטים המתאימים

Get Education Benefits

1 Country, Territory, or Region of educational institution
Israel

2 Educational role [WHAT'S THIS ?](#)
Student

3 Date of Birth
[Month] [Day] 1996

4 **NEXT**

ALREADY HAVE AN ACCOUNT? [SIGN IN](#)

שוב, יש להכניס את הפרטים המתאימים, ולהשתמש במייל של המכללה

Create account

1 First name

2 Last name

3 Email @sapir.ac.il ✓

4 Confirm email @sapir.ac.il ✓

5 Password

6 I agree to the [Autodesk Terms of Use](#) and to the use of my personal information in accordance with the [Privacy Statement](#) (including cross-border transfers as described in the statement).

7 **CREATE ACCOUNT**

ALREADY HAVE AN ACCOUNT? [SIGN IN](#)

שימו לב - יש להשתמש בכתובת מייל של המכללה והסיסמא היא סיסמא חדשה, לא הסיסמא של המכללה.

לאחר שמגיע מייל אישור יש לעשות לוגין

Welcome
@sapir.ac.il

FORGOT?

Password

SIGN IN

Stay signed in



Sign in

Email
@sapir.ac.il


NEXT

NEW TO AUTODESK? [CREATE ACCOUNT](#)

ללחוץ על DONE

Account verified


This single account gives you access to all your Autodesk products



Thank you for your interest in Autodesk. Check this box to receive electronic messages (including marketing e-mails at the address you provided) from Autodesk, including on emerging trends, events, solutions and exclusive opportunities. Autodesk will personalize the content we send you based on how you interact with our messages. You are in control. [Manage](#) your preference or [unsubscribe](#) at anytime. View Autodesk's [contact information](#) and [privacy statement](#).

DONE

ושוב, יש להכניס את הפרטים המתאימים

Just one more step 

Tell us about your educational institution and how you plan to use your free software.

Name of educational institution **1**

Sapir Academic College

Area of study

Architecture, Engineering & Construction

Media & Entertainment

Product Design & Manufacturing

Others **2**

Enrolled from

October 2024 **3**

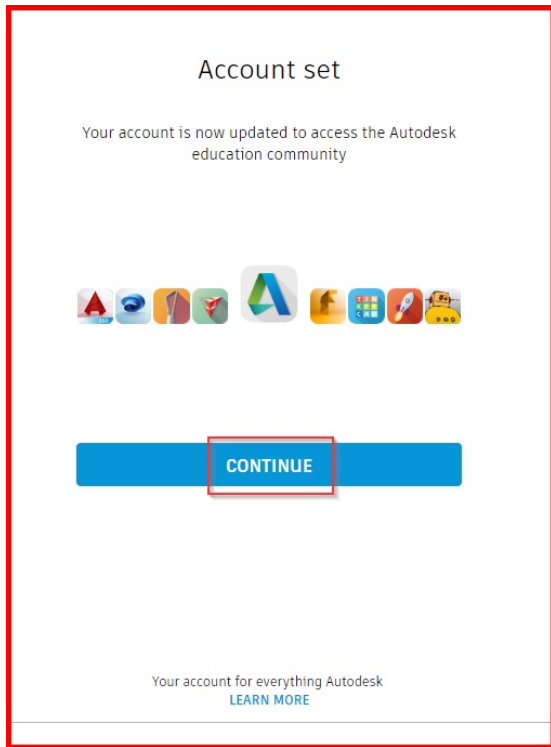
Graduate in

July 2025 **4**

5 **NEXT**

Your account for everything Autodesk
[LEARN MORE](#)

עכשיו, סוף סוף, הסתיים תהליך יצירת החשבון



לאחר הלחיצה על הכפתור אנחנו אמורים להיות מועברים חזרה לדף הורדת התוכנה. אם לא, יש לגלוש שוב ללינק שבסעיף הראשון

יש לבחור את הגרסה המתאימה

AutoCAD
Design and shape the world around you with AutoCAD software. Create precise 2D drawings and 3D models, work with designs across platforms and on any device, and enjoy greater flexibility with the new AutoCAD web and mobile apps.

System Requirements

Note: AutoCAD for Mac and Mac OS x 10.13 (High Sierra) compatibility is also available.
[Get AutoCAD for Mac](#)

Welcome back, **מיקי** | [Sign out](#) | [Autodesk Account](#)

AutoCAD 2020 ✓
Windows 64-bit ✓
English ✓

Serial number: **12345678901234567890123456789012**

Product key: **12345678901234567890123456789012**


Files size: 3.55 GB

Authorized usage: Install on up to 2 personal devices

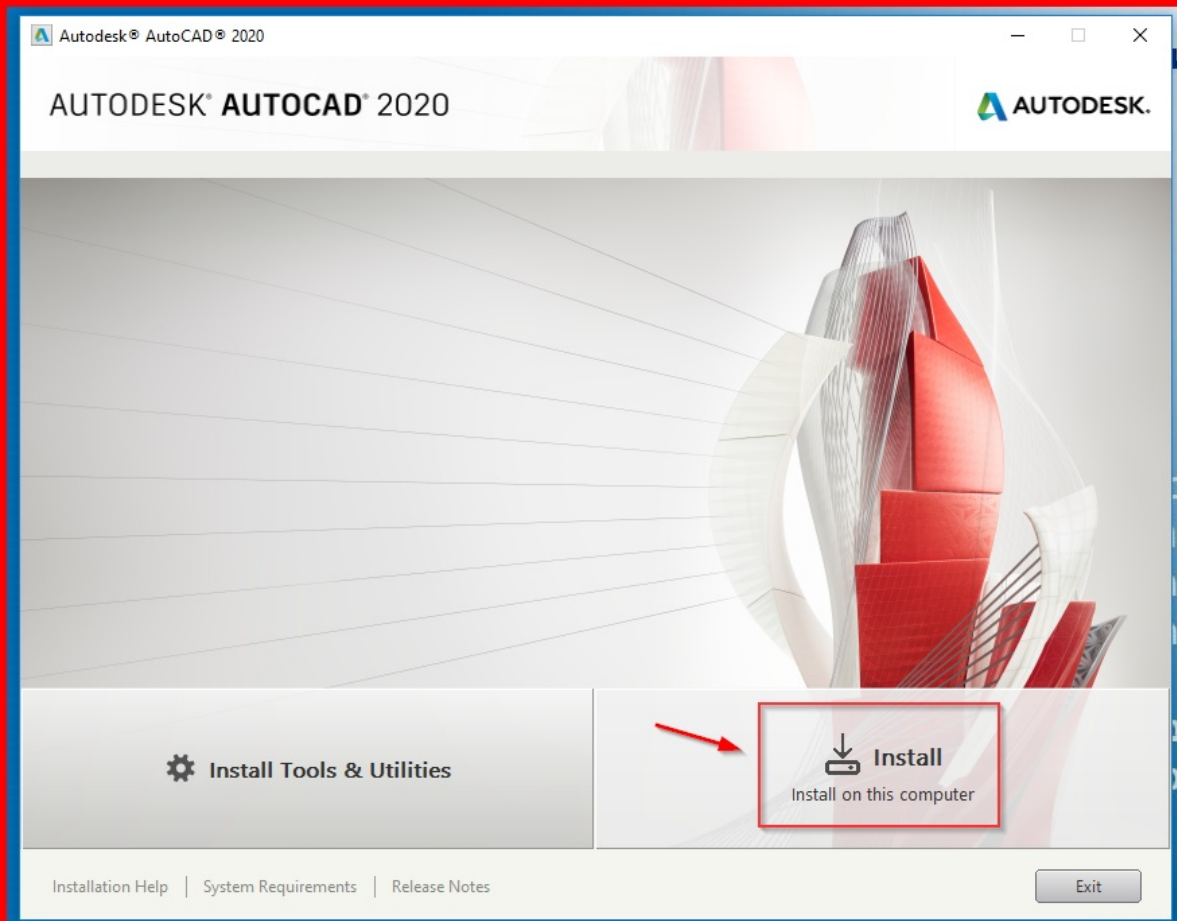
יש לבחור את הגרסה המתאימה

ולבחור בהתקנה


- + You are receiving an Educational license [See more](#)
- + Installation restrictions apply [See more](#)
- + Installation includes the Autodesk Genuine Service [See more](#)
- + Managing licenses for multiple campuses [See more](#)
- + Additional steps required for educational institutions [See more](#)


INSTALL NOW 


לאחר שקדם-ההתקנה תתחיל, יופיע החלון הבא. יש לבחור ב"התקנה"



AUTODESK® AUTOCAD® 2020

 AUTODESK.

 **Install Tools & Utilities**

 **Install**
Install on this computer

Installation Help | System Requirements | Release Notes Exit

Autodesk® AutoCAD® 2020

AUTODESK® AUTOCAD® 2020

Install > Configure Installation

Autodesk® AutoCAD® 2020
Speed documentation and explore 3D concepts with the powerful connected design tools of AutoCAD software.

Installation path: Disk space: 6.78 GB required / 105 GB available

[Installation Help](#) | [System Requirements](#) | [Release Notes](#)

לאחר סיום ההתקנה יש לפתוח את התוכנה

Autodesk® AutoCAD® 2020

AUTODESK® AUTOCAD® 2020

Install > Installation Complete

You have successfully installed the selected products.
Please review any product information alerts.

The installer files are available at C:\Autodesk\WI\Autodesk AutoCAD 2020
These files are required for future maintenance of installed products.
Ensure that they remain available, either in the current location, or a backup directory.

- ✓ Autodesk® AutoCAD® 2020
Speed documentation and explore 3D concepts with the powerful connected design tools of AutoCAD software.
- ✓ Autodesk App Manager
This plug-in can be used with AutoCAD to simplify the process of managing apps installed from App Store. (Recommended)
- ✓ Autodesk Featured Apps plug-in
This plug-in adds a tab to the ribbon that displays promoted, or recommended apps. (Recommended)
- ✓ Autodesk Desktop App

Installation Help | System Requirements | Release Notes

Launch Now

לאשר

Data collection and use

AUTODESK.

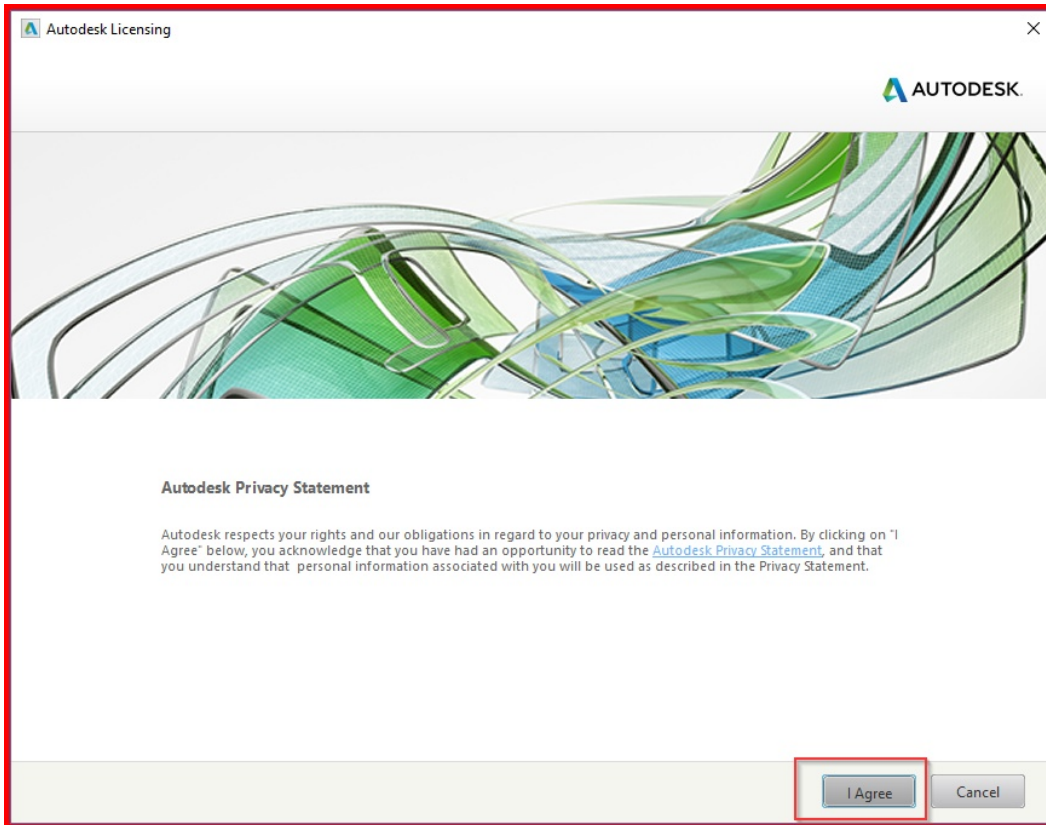
Data collection and use

Personalize your experience and help us identify product and service improvements by participating in our data collection and usage programs. Change your participation anytime in the Help menu.

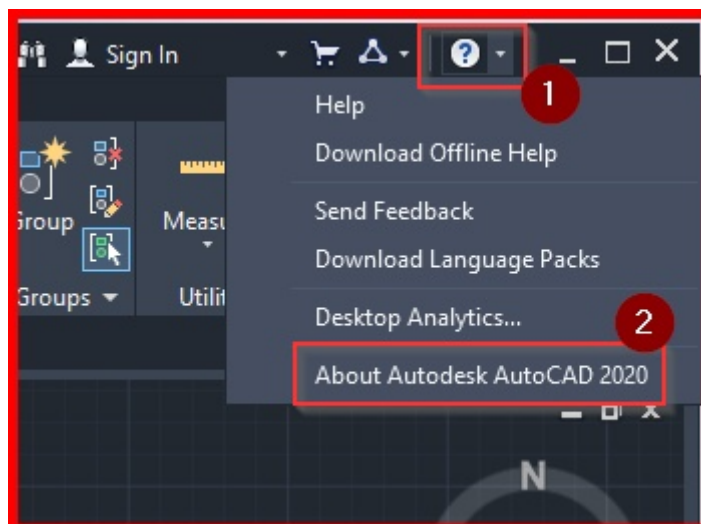
[Learn more Autodesk's Privacy Statement](#)

OK

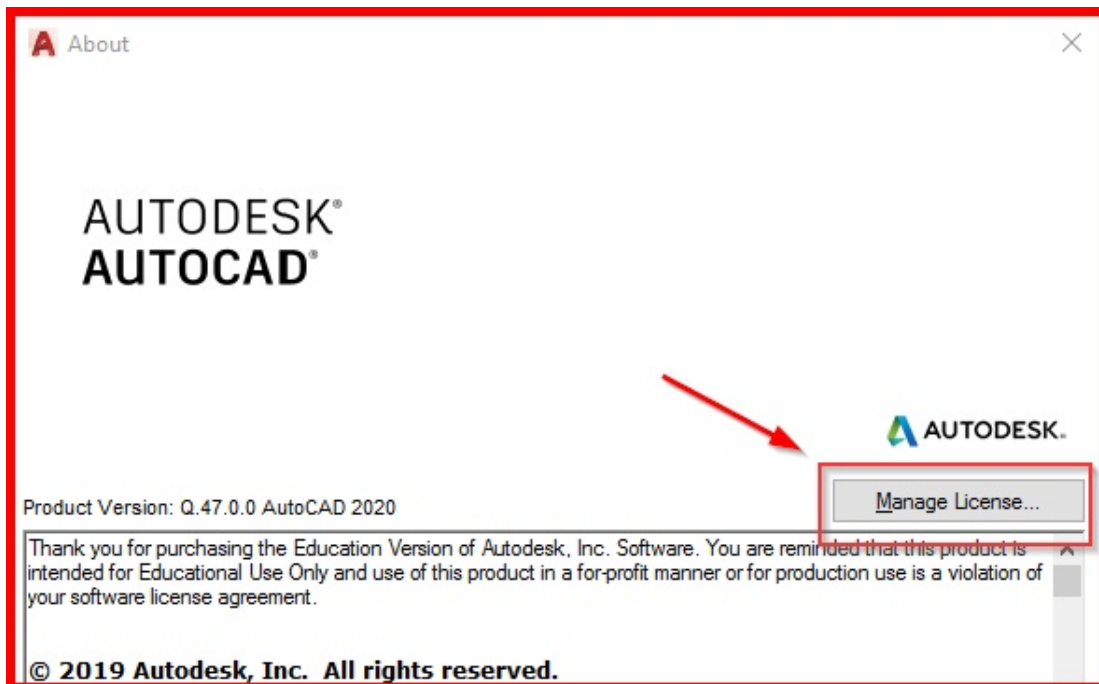
ולהסכים



לאחר שהתוכנה נפתחת כדאי לבדוק שהרישיון תקין. יש ללחוץ על כפתור סימן-השאלה ואז להיכנס למאפייני התוכנה



ללחוץ על הכפתור



ולבדוק שהפרטים מתאימים. הרישיון צריך להיות פעיל לשלוש שנים.

